

NEW DISCOVERY SPORT



ABOVE & BEYOND





BY APPOINTMENT TO
HM THE QUEEN
MANUFACTURERS OF
MOTOR VEHICLES
JAGUAR LAND ROVER LIMITED
COVENTRY



BY APPOINTMENT TO
HRH THE DUKE OF EDINBURGH
MANUFACTURERS OF
MOTOR VEHICLES
JAGUAR LAND ROVER LIMITED
COVENTRY




BY APPOINTMENT TO
HRH THE PRINCE OF WALES
MANUFACTURERS OF
MOTOR VEHICLES
JAGUAR LAND ROVER LIMITED
COVENTRY



ABOVE & BEYOND

Ever since the first Land Rover vehicle was conceived in 1947, we have built vehicles that challenge what is possible. These in turn have challenged their owners to explore new territories and conquer difficult terrains. Our vehicles epitomise the values of the designers and engineers who have created them. Each one instilled with iconic British design cues, delivering capability with composure. Which is how we continue to break new ground, defy conventions and encourage each other to go further. Land Rover truly enables you to make more of your world, to go above and beyond.





CONTENTS

06 | INTRODUCTION

08 | DESIGN

16 | VERSATILITY

24 | PERFORMANCE AND CAPABILITY

33 | TECHNOLOGY

53 | SAFETY

56 | SPECIFICATIONS

86 | THE WORLD OF LAND ROVER

Vehicle shown is HSE in Byron Blue with optional features fitted (market dependent).

Vehicles shown throughout are from the Land Rover global range. Specifications, optional features and their availability may differ by vehicle specification (model and powertrain), or require the installation of other features in order to be fitted. Please contact your local Retailer for more details, or configure your vehicle online.





DISCOVERY

586 BBF

INTRODUCTION

THE MOST VERSATILE COMPACT LAND ROVER

EFFORTLESS LINES, EFFORTLESS DRIVE INTRODUCING NEW DISCOVERY SPORT

Our challenge was to make a vehicle that was designed around you and that's exactly what we did. The beautifully proportioned New Discovery Sport has arrived. Design enabling technologies have been embraced to optimise the front and rear design including LED signature lights, bumpers and grille. These changes have added sophistication to its characterful exterior whilst complementing the engaging nature of the interior design. The compelling New Discovery Sport. Designed and engineered to take you and your family wherever you want to go. See pages 8-15 for details.

VERSATILE BY DESIGN

Discovery Sport's configurable seating has a second row that both slides and reclines with a 5 + 2 seating option. This gives you the flexibility and versatility to throw whatever you want at it, or in it. See pages 16-23 for details.

ON-ROAD CAPABILITY, MATCHED ONLY BY OFF-ROAD CAPABILITY

The world's a pretty big place. Full of crevices and corners that are yet to be discovered. Luckily, Discovery Sport's all-terrain capability will take you anywhere. Innovative new features mean you can tackle off-road conditions with absolute confidence. See pages 24-32 for details.

CONNECTED AND CONTENTED

No matter where you are, Discovery Sport's cutting-edge technology keeps you and your passengers connected, informed and entertained. See pages 33-52 for details.

All in-car features should be used by drivers only when safe for them to do so. Drivers must ensure they are in full control of the vehicle at all times.

Vehicle shown is R-Dynamic HSE in Firenze Red with optional features fitted (market dependent).









DESIGN

NEW DISCOVERY SPORT EVEN MORE DYNAMIC

The instantly recognisable Discovery design DNA has been honed to ensure a striking visual impact. Modernity and refinement are reflected in the new front and rear bumpers, grille design and LED lights, making the Discovery Sport a contemporary, sophisticated and sporty addition to the Discovery family. Added to which, being a Land Rover, its legendary inherent capability is a given.

Vehicle shown is R-Dynamic HSE in Firenze Red with optional features fitted (market dependent).

“Discovery Sport combines design excellence, engineering integrity and exceptional versatility to create a premium compact SUV”

Gerry McGovern.
Land Rover Design Director and Chief Creative Officer.



MODERN, RELEVANT, READY FOR ANYTHING

You can't help but notice new Discovery Sport. This beautifully proportioned vehicle combines unique character and stance to create something unmistakable, whilst still being every bit as capable as you'd expect. Available in two distinctive versions, Discovery Sport's newly refined design emphasises the enhanced versatility of Discovery, while the Discovery Sport R-Dynamic expresses its overt sporting nature.

Vehicle shown is HSE in Byron Blue with optional features fitted (market dependent).









A BEAUTIFUL PLACE TO BE

The moment you step inside Discovery Sport, you feel a sense of calm. The panoramic roof bathes the cabin in light, whilst bold horizontal and vertical lines complement the clean, uncluttered surfaces. Add to this the premium materials which have been responsibly sourced, and you'll see why you and your passengers will always enjoy the drive - whether it's on an open road or in the city.

All in-car features should be used by drivers only when safe for them to do so. Drivers must ensure they are in full control of the vehicle at all times. Interior shown is R-Dynamic HSE with Light Oyster/Ebony Windsor leather seats and optional features fitted (market dependent).



DESIGNED AROUND YOU

With versatility at its core, the interior has been designed to meet the challenges of an active lifestyle. It combines a dynamic 5 + 2 seat* profile with a spacious, modern interior, one which features two display screens and a new centre console. This ensures that everyone enjoys the refined and luxurious environment.

*Only available with manual slide and recline rear seats.

All in-car features should be used by drivers only when safe for them to do so. Drivers must ensure they are in full control of the vehicle at all times. Interior shown is R-Dynamic HSE with Light Oyster/Ebony Windsor leather seats and optional features fitted (market dependent).





VERSATILITY

THE WHOLE TEAM CAN RELAX

Having a car full of people is no problem for Discovery Sport. Our 5 + 2 seats* combine comfort with outstanding versatility. The slide and recline function of the second row provides even more flexibility – leaving everyone to unwind on their devices, watch a movie or simply relax in the comfort of their own space.

*Only available with manual slide and recline rear seats.

Vehicle shown is HSE in Byron Blue with Acorn Windsor leather seats and optional features fitted (market dependent).





AS VERSATILE AS YOUR LIFE DEMANDS

Discovery Sport helps you carry items of all shapes and size with absolute ease. Plenty of storage throughout the cabin means there's always a place for you to put your phone or other small items. There's a handy cubby box with ample room and, in the back of the vehicle, a choice of stowage solutions are available. For instance, the luggage retention kit will keep, say, a family food shop and all your kit bags separate.

Vehicle shown is HSE in Byron Blue with Acorn Windsor leather seats and optional features fitted (market dependent).



7 SEATS

DRY
115 LITRES

WET
157 LITRES



6 SEATS

DRY
386 LITRES

WET
456 LITRES



5 SEATS

DRY
780 LITRES

WET
897 LITRES



4 SEATS

DRY
1,098 LITRES

WET
1,256 LITRES

Dry: Volume as measured with VDA-compliant solid blocks (200mm x 50mm x 100mm).

Wet: Volume as measured by simulating the loadspace filled with liquid. Please refer to the accompanying Technical Specification for full details.



4 SEATS

DRY
939 LITRES

WET
1.076 LITRES



3 SEATS

DRY
1.256 LITRES

WET
1.435 LITRES



2 SEATS

DRY
1.574 LITRES

WET
1.794 LITRES

CENTURION



FLEXIBLE FOR ALL

Versatile and convenient - with wireless charging, multiple USB ports and the Click and Go Accessory System, Discovery Sport makes life that little bit easier and more enjoyable. Outstanding loadspace capacity can easily accommodate your luggage, shopping, or any other kit. So, wherever you're seated, or whatever you want to carry, you can just relax.

Vehicle shown is HSE in Byron Blue with Acorn Windsor leather seats and optional features fitted (market dependent).





PULLING POWER

Ever tried towing through a muddy field? Thankfully, Discovery Sport's renowned towing capacity means it can readily respond to the toughest demands. As the name suggests, Trailer Stability Assist automatically reduces torque or applies the brakes in response to sway, giving you greater stability when towing. Advanced Tow Assist* allows you to guide your trailer into position with greater ease by following its trajectory on the main Touchscreen, and controlling its path using the rotary dial on the centre console.







DISCOVERY

VCC 116



PERFORMANCE AND CAPABILITY

A CHOICE OF ENGINES

Our wide range of engines means there's one to suit every need. They're all beautifully engineered and use advanced technologies to deliver smooth performance, whilst their intelligent Stop/Start system is designed to improve fuel efficiency and reduce emissions. Mild Hybrid Electric Vehicle (MHEV)* technology harvests and stores energy normally lost during vehicle deceleration and intelligently redeploys it to assist the engine to maximise efficiency. Please see pages 60-61 for more details.

*Automatic transmission only.

Vehicle shown is R-Dynamic HSE in Firenze Red with Light Oyster/Ebony Windsor leather seats and optional features fitted (market dependent).



EFFORTLESS ANYWHERE

There are times in life when the inherent capability of a Land Rover truly comes into its own. Like now. Traversing the bank of a muddy road would scare most people off, but your vehicle comes with Terrain Response 2*. This automatic system monitors your driving conditions and selects the most suitable terrain setting, making easy work of the rough and varying surfaces.

*Automatic transmission only.

Vehicle shown is HSE in Byron Blue with optional features fitted (market dependent).





Your Discovery Sport has All Wheel Drive* and Hill Descent Control* to make the hardest of drives seem effortless and with All Terrain Progress Control (ATPC)*, you can maintain a steady speed in the most challenging conditions. You can easily load bikes to the Tow Bar Mounted Bike Carrier, with the rest of your gear going into the boot. With up to 1.794 litres of loadspace, there's room to spare. So no matter what you get up to, your vehicle can rise to the challenge.



*Automatic transmission only.

Vehicle shown is R-Dynamic HSE in Firenze Red with optional features fitted (market dependent).




TAKE THE LONG WAY HOME

There's nothing quite like the on-road performance of a Land Rover. Every AWD Discovery Sport uses a Torque Vectoring by Braking¹ system which maximises control and handling even through the tightest of corners. It does so via the calculated braking of the inside wheels, holding you on the road. The option of Configurable Dynamics² gives you the choice to configure your car, your way, by using the Touchscreen settings to set the responsiveness of the throttle, steering, transmission, and if you choose Adaptive Dynamics³, the suspension too. Added to which, the D240 engine comes as standard with the next generation Active Driveline⁴ system, delivering superb agility and handling and even greater traction in off-road conditions. You might just want to drive the long way home.

¹Automatic transmission only. ²Not available on D150 engines. ³Only available with Automatic Headlight Levelling. Not available on D150 engines. ⁴Exclusive to D240 engine only.

Vehicle shown is R-Dynamic HSE in Firenze Red with Light Oyster/Ebony Windsor leather seats and optional features fitted (market dependent).







TECHNOLOGY

YOUR WORLD AT YOUR FINGERTIPS

In such a fast-paced world, we know how important it is to stay connected. That's why Discovery Sport features a range of customisable technologies, like Touch Pro our state-of-the-art infotainment system that gives you all the information you need, where you need to see it. Head-up Display* presents key vehicle data such as your speed, gear position and navigation directions, whilst the optional 12.3" high-definition Interactive Driver Display shows an array of driving information and safety data. This includes a full screen map as well as the use of your phone and other media. There's even a voice recognition system which can be used to set your journey's destination or make a phone call. This all helps you keep your eyes on the road ahead - which is exactly where your focus should be.

*Only available with solar attenuating windscreen in some markets.

All in-car features should be used only when safe to do so. Drivers must ensure they are in full control of the vehicle at all time.

Features and their availability may differ by vehicle specification and market. Please refer to the accompanying Specification and Price Guide for details or contact your local Land Rover Retailer for more information.

Interior shown is R-Dynamic HSE with Light Oyster/Ebony Windsor leather seats and optional features fitted (market dependent).



Recently Played



Afrobeat Essentials

Afrobeat Essentials

Playlist



Chillout Lounge

Chillout Lounge

Playlist



Indie Roadtrip

Indie Roadtrip

Playlist



Jazz Vibes

Jazz Vibes

Playlist



Soulful Morning

Soulful Morning

Playlist



Music For An Unfamiliar Road

Music For An Unfamiliar Road

Playlist

AUTO

MAX

MAX A/C

A/C





ALWAYS CONNECTED

Staying connected has never been so easy. Whether it's listening to the latest podcast or finding the perfect parking spot, our Smartphone Pack allows you to connect your phone's apps with Discovery Sport's Touchscreen, so you can access your choice of entertainment on the move. But what happens when there are four or more people to accommodate? Our Online Pack^{1,2} includes 4G Wi-Fi Hotspot, which enables each person to simultaneously access the internet. Live Apps also gives you access to 'live' information services such as Weather Watch, Flight Tracker, News and Sports. Other helpful features include a Calendar and Online Media for access to your Deezer and Tune-In accounts. And Smart Settings learns your habits and tastes and predicts your seating, climate and music preferences. It'll even preheat your steering wheel and seats on a cold day, or change the media channel on a specific day of the week. So, whether your little ones are streaming movies, or your not-so-little ones are browsing social media, everyone is always entertained and informed.



¹Online functionality and Wi-Fi connectivity is dependent on the installation of a micro SIM with suitable data contract. 4G Wi-Fi Hotspot and Online Pack contain subscription services that can be extended after the initial term advised by your Land Rover Retailer. ²Only available with Connected Navigation Pro.

All in-car features should be used by drivers only when safe for them to do so. Drivers must ensure they are in full control of the vehicle at all times.

Vehicle shown is R-Dynamic HSE in Firenze Red with Light Oyster/Ebony Windsor leather seats and optional features fitted (market dependent).



CONNECT WITH YOUR VEHICLE REMOTELY

It's late afternoon and your two children have just finished their last match of the season. Using the Remote App, you pre-heat the cabin to the perfect temperature, ensuring Discovery Sport is truly welcoming. Through the app, you can also check journey distance, ensure your vehicle's locked, and easily find wherever you left it.

InControl features, options and their availability remain market dependent – check with your Land Rover Retailer for local market availability and full terms. Information and images displayed in relation to the InControl technology, including screens or sequences, are subject to software updates, version control and other system/visual changes depending on options selected. Mobile network connectivity cannot be guaranteed in all locations. Remote App will need to be downloaded from the Apple/Play Store.

All in-car features should be used by drivers only when safe for them to do so. Drivers must ensure they are in full control of the vehicle at all times.

Vehicle shown is HSE in Byron Blue with Acorn Windsor leather seats and optional features fitted (market dependent).







STAY ONE STEP AHEAD

There's heavy traffic and you're running late to meet friends. It's an all too familiar situation. Luckily, Connected Navigation Pro* ensures you'll always be one step ahead. Live Traffic monitors your planned route with the most accurate traffic information to help avoid congestion, whilst Online Search lets you search for places of interest nearby. Route Planner lets you search your destination before you set off and transfers it to your vehicle. Once you've arrived, it will continue to provide door-to-door guidance via your smartphone. What if running late just can't be avoided? The Share ETA feature will share your movements with friends and family, and send them automatic updates.



*Contains subscription services that can be extended after the initial term advised by your Land Rover Retailer. Vehicle shown is R-Dynamic HSE in Firenze Red with Light Oyster/Ebony Windsor leather seats and optional features fitted (market dependent).

HOW DOES MUSIC MAKE YOU FEEL?

Music has the power to change your mood, evoke memories and affect your wellbeing. It can give you tingles or make you cry. It's why music and cars go so well together. Sitting behind the wheel, listening to your favourite artist, band or composer. It's your space. Your world.

But what if you could do more than simply listen to the music? What if you could feel it, experience it, immerse yourself in it? What if you could make more of a connection with the music and enjoy a greater sense of acoustic involvement in your Land Rover?

British-based Meridian™ Audio are all about the musical experience – the very sense of being there. Their award-winning, precision-engineered audio systems are built on a lifetime of research into psychoacoustics (the science of how the human brain perceives sound) to deliver a performance that is so true to life, you feel every beat, every breath.



Meridian is a registered trademark of Meridian Audio Ltd.

Vehicle shown is HSE in Byron Blue and optional features fitted (market dependent).

Interior shown is R-Dynamic HSE with Light Oyster/Ebony Windsor leather seats and optional features fitted (market dependent).



WITH MERIDIAN™, YOU'LL FEEL MORE

We're not simply talking about increasing the volume levels. It's more about managing the sound stage; intensifying the levels of depth, clarity and realism of the music by using a combination of advanced acoustic technology and strategically positioned speakers to produce an audio platform that is exactly right for your Land Rover's interior.

So wherever you sit in the vehicle - driving seat, passenger seat or rear seat - with a Meridian system, you get the same incredible experience. Each strike of the piano, every guitar pick, horn blast, chorus and melody reveals itself with precision and texture, just as the artist intended. It's intimate, dramatic and very atmospheric - whether you're off-road or stuck in rush-hour traffic.



1 | SOUND SYSTEM

Exceptional acoustics and audio range with high-quality definition through 6 speakers.

6 SPEAKERS 180W AMPLIFIER POWER

2 | MERIDIAN SOUND SYSTEM

Feel the rhythm of the music with exceptional definition, crystal-clear highs and full, deep bass with this classic audiophile soundstage. Through the careful management of door-mounted speakers placed nearest your seat, you'll enjoy a performance that is incredibly smooth, clean and free of strain.



10 SPEAKERS 1 SUBWOOFER 380W AMPLIFIER POWER



3 | MERIDIAN SURROUND SOUND SYSTEM

A truly engaging, thoroughly authentic concert hall experience. Driver and passengers are enveloped in the fullness and clarity of an open, spacious performance through a set of side, front and rear speakers. And it's all seamlessly integrated using Trifield™ technology, so you can sit back and absorb every detail.



14 SPEAKERS 1 SUBWOOFER 825W AMPLIFIER POWER



DIGITAL SIGNAL PROCESSING

Tailors the sound signals for a seamless audio output. Acting as the conductor of the orchestra, it ensures perfect harmonisation between speakers.



MERIDIAN CABIN CORRECTION

This unique system analyses the cabin shape, acoustics and resonance characteristics of your vehicle to remove any potential noise interference. Whether listening to your favourite band or audiobook, it's heard with the utmost clarity. Exactly as it should be.



MERIDIAN DIGITAL DITHER SHAPING

Instantly converts the format of your streaming device to an optimised playback method, shaping it to make sure it plays just as smoothly and authentically as the original recording.



TRIFIELD

Blends the centre and surround channels seamlessly with the left and right, recreating the surround venue of a musical performance. Creates an atmospheric sound stage to give all passengers a concert-like experience.



CENTRE CHANNEL SPEAKER

Adds depth and life to your music - particularly the vocals, which sound beautifully crisp and clear. So when you listen to your favourite artist, it's like they're singing directly to you.



SUBWOOFER

The dual-input subwoofer on a Meridian sound system brings a deeper, richer and more controlled bass sound.

Meridian is a registered trademark of Meridian Audio Ltd. Trifield and the "three fields" device is a trademark of Trifield Productions Ltd.



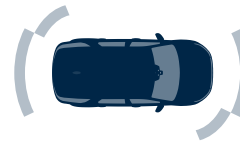
IT'S LIKE HAVING AN EXTRA PAIR OF EYES

Discovery Sport has been built using our most advanced technologies and safety features to date. All of which help make getting around town and parking easier, and driving on motorways that bit more enjoyable. For instance, should you unintentionally drift lanes, Lane Keep Assist helps you to keep yourself in position by applying a corrective torque to the steering wheel, encouraging you to guide your vehicle back. And wouldn't an extra pair of eyes that help to correct the slightest lapse make you feel more confident?

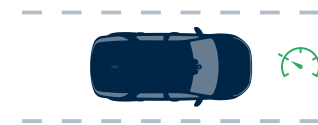
The more you use these technologies, the more you'll find they don't take over your drive, they simply help take the stress out of it - that's got to be good. Full details of all our Driver Assist and Park Assist features are on pages 47-49.



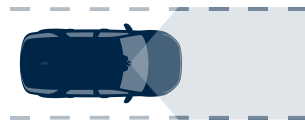
Emergency Braking can help to prevent collisions with other vehicles, pedestrians or cycles. It displays a warning of upcoming danger, and applies the brakes if no action is taken.



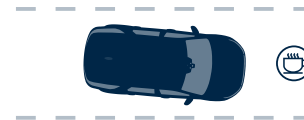
Front and Rear Parking Aid uses sensors located in the front and rear bumpers which will help make manoeuvring that little bit easier.



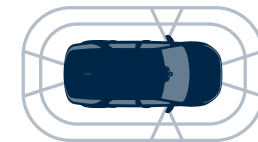
Cruise Control and Speed Limiter allows the driver to maintain the current speed of the vehicle without the need for continued use of the accelerator pedal, helping to reduce driver fatigue. The Speed Limiter will also allow the driver to pre-set a maximum specified speed which the vehicle will not exceed. Both functions can be easily turned on or off by the driver as desired.



Lane Keep Assist detects when your vehicle is unintentionally drifting out of lane and will apply a corrective torque to the steering wheel to encourage you to guide your vehicle back.



Driver Condition Monitor detects when you're starting to feel drowsy and gives an early warning to take a break.



360° Surround Camera* incorporates ClearSight Ground View, as well as Junction and Kerb View technology, to provide a full 360° bird's-eye view of the vehicle on the Touchscreen, giving you the confidence to manoeuvre safely.

*Only available with auto-dimming, power fold, heated door mirrors with approach lights and Wade Sensing.
Interior shown is R-Dynamic HSE with Light Oyster/Ebony Windsor leather seats and optional features fitted (market dependent).





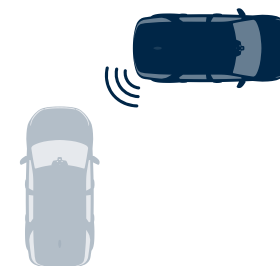
PARK PACK

Trying to manoeuvre into those tight city spaces can be a real challenge. Luckily, our optional Park Pack includes a range of technologies, helping you to enjoy hassle-free parking, every time.

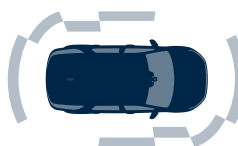
Vehicle shown is R-Dynamic HSE in Firenze Red with optional features fitted (market dependent).



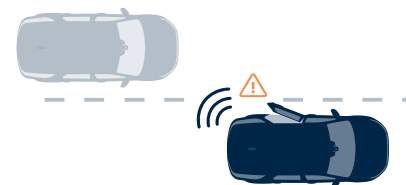
Park Assist makes parallel and bay parking easier by steering your vehicle into a suitable place. You just have to select the appropriate gear and control the vehicle's speed.



Rear Traffic Monitor helps when reversing with an obstructed view by warning you of vehicles, pedestrians or other hazards approaching either side of your vehicle.



360° Parking Aid uses sensors located around the vehicle to indicate how close you are to obstacles via the Touchscreen display and audio feedback.



Clear Exit Monitor helps rear passengers to exit the vehicle safely by providing an alert of approaching hazards via a small warning light on the door handle.

DRIVE PACK*

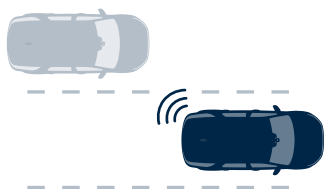
To us, the safety of you and your passengers will always be paramount. That's why our Drive Pack features the latest safety technologies which will detect potential collisions and help you actively respond to them, so you can feel more confident on any drive.



Adaptive Cruise Control will keep you a set distance from the vehicle in front, should it slow or stop when travelling on the motorway or in slow-moving traffic.



High-speed Emergency Braking is designed to apply the brakes if the driver doesn't respond, in order to reduce the severity of a possible collision.



Blind Spot Assist can help prevent collisions. If your vehicle detects another car in your blind spot when starting to change lanes, a warning light illuminates in the corresponding door mirror. Corrective torque is applied to the steering wheel, encouraging you to guide your vehicle away.

*Only available with auto-dimming, power fold, heated door mirrors with approach lights. Automatic transmission only.







SAFER, EASIER, MORE VISIBLE

After a long day of training, your precious cargo climb into the second row and nod off in no time at all. If only crossing boulders and scree was as easy. Our 360° Surround Camera¹ with ClearSight Ground View gives you the added benefit of being able to 'see through' the bonnet – giving you confidence when manoeuvring around obstacles like potholes on a track, or bollards in a car park. And if the boot is piled high with sports kit and you can't see a thing through the rear window? Not a problem. ClearSight interior rear view mirror² has a specially positioned camera which provides a live video image to your rear view so that, when you're reversing out of a parking space, you have an unobstructed view of anything that's behind.



¹Only available with auto-dimming, power fold heated door mirrors with approach lights and Wade Sensing. ²Only available with solar attenuating windscreen in some markets.

Features and their availability may differ by vehicle specification and market. Please refer to the accompanying Specification and Price Guide for details or contact your nearest Land Rover Retailer for more information.

Vehicle shown is HSE in Byron Blue with Acorn Windsor leather seats and optional features fitted (market dependent).





DISCOVERY

VCC 116

SAFETY


SAFETY, FIRST AND LAST

Our vehicles' enviable reputation for looks, capability and versatility amount to nothing without the highest standards of safety. That's why we incorporate such features as Roll Stability Control and Emergency Brake Assist to help you stop in time. Secure Tracker helps to locate your vehicle in the event of theft, whilst Secure Tracker Pro¹ integrates authentication technology into the key fob. This means that an alert will be sent within minutes to the Stolen Vehicle Tracking Centre if your vehicle is accessed with non-authorized keys. Includes service subscription for the warranty period.

There are also seven airbags throughout the vehicle, and the ISOFIX and top tether brackets will support the latest and safest child seats. Located in both the front² and rear, the ISOFIX fit points are readily accessible, making it easy to install child seats. Our vehicles benefit from a 5* Euro NCAP rating, which is the pinnacle of safety standards. Should you ever need further assistance, standard features such as Land Rover Optimised Assistance ensure you get the right help with minimum disruption to your journey. It may sound like a lot of tech terminology, but it can be summed up in two words: greater protection. For you and your family.

¹Only available with Keyless Entry. ²Market dependent.

Vehicle shown is R-Dynamic HSE in Firenze Red with Light Oyster/Ebony Windsor leather seats and optional features fitted (market dependent).







BRIGHTER LIGHTING

New Discovery Sport's all-new front and rear LED lights with Daytime Running Lights (DRL) are fitted as standard. This technology produces a highly focused beam that's closer to the colour of daylight and helps you distinguish objects more easily. This means you don't strain your eyes as much or tire as readily as you do with conventional night-time driving. Premium LED lighting¹ with signature DRL features twice as many LEDs so you can see even greater detail in the dark. Matrix LED headlights¹ take this even further and maintain continuous use of high beam, but automatically adjust the shape of the beam so that you minimise dazzle for oncoming traffic. Our lights don't just look bright, they behave that way too.

	LED HEADLIGHTS	PREMIUM LED HEADLIGHTS	MATRIX LED HEADLIGHTS
Signature DRL	-	■	■
Headlight power wash	□	□	□
Rear Animated Directional Indicators	□ ²	-	-
Front and Rear Animated Directional Indicators	-	■	■
Auto High Beam Assist (AHBA)	□	□ ³	-
Adaptive Front Lighting System (AFS)	-	-	■
Adaptive Driving Beam	-	-	■
Static Cornering Light	-	-	■

■ Standard □ Optional - Not Available.

¹Only available with Automatic Headlight Levelling. ²Standard on S Specification Pack. ³Standard on SE and HSE Specification Packs.

Features and their availability may differ by vehicle specification and market. Please refer to the accompanying Specification and Price Guide for details or contact your local Land Rover Retailer for more information.

Vehicle shown is R-Dynamic HSE in Firenze Red with optional features fitted (market dependent).

DISCOVERY SPORT OFFERS AN EXCLUSIVE RANGE OF CHOICES THAT ALLOW YOU TO PERSONALISE YOUR VEHICLE.

The following pages take you through a logical series of steps to personalise your Discovery Sport. You have a number of choices, from selecting your model and engine, to exterior and interior colours, wheels, finishes and those detailed touches that make the vehicle your own.

You can start with our online configurator at landrover.com

58-59

1

**STEP 1
CHOOSE YOUR MODEL**

If you would like to specify your own vehicle, turn to page 59 where you can compare the standard features across Discovery Sport and Discovery Sport R-Dynamic.

60-61

2

**STEP 2
CHOOSE YOUR ENGINE**

You can select from a choice of 2,0 litre diesel or petrol engines.

62-65

3

**STEP 3
CHOOSE YOUR SPECIFICATION PACK**

You can individualise your Discovery Sport even further from a choice of superbly designed and engineered premium specification packs.

66-71

4

**STEP 4
CHOOSE YOUR EXTERIOR**

There's a wide range of exterior options to select from, including roof styles, paint colours and wheels. All of these enable you to truly express yourself.

72-79

5

**STEP 5
CHOOSE YOUR INTERIOR**

Now you have chosen your model, you can select the perfect combination of interior colours.

80-85

6

**STEP 6
CHOOSE YOUR OPTIONS AND
LAND ROVER GEAR**

You can choose from a wealth of line-fit options to create the exact vehicle you require. A range of accessories which your Retailer can fit is also available.

1 | CHOOSE YOUR MODEL

To help you choose between the Discovery Sport or Discovery Sport R-Dynamic models, this guide provides the standard features across both models, plus the additional features you will get should you select Discovery Sport R-Dynamic.

Configure your Discovery Sport at landrover.com

DISCOVERY SPORT



DISCOVERY SPORT R-DYNAMIC



STANDARD FEATURES

EXTERIOR FEATURES

- Heated rear window
- Rain sensing windscreen wipers
- Trailer Stability Assist (TSA)
- Front and rear recovery eyes
- Rear fog light(s)
- Automatic headlights
- Heated door mirrors
- Manual Headlight Levelling
- LED headlights
- Body-coloured side vents
- Body-coloured door mirror caps.

WHEELS AND TYRES

- 17" Style 1005, 10 spoke, Satin Dark Grey¹
- Tyre Repair System.

INTERIOR FEATURES

- Loadspace light
- Luggage tie-downs in loadspace
- Loadspace cover
- Twin front cupholders with cover
- Overhead stowage for sunglasses

- Centre console with armrest
- Footwell lights
- Overhead lighting console
- Sunvisors with illuminated vanity mirrors
- Front and rear grab handles
- Manual dipping interior rear view mirror
- Ambient Interior Lighting
- Two-zone Climate Control with second row vents.

SEATING AND INTERIOR TRIM

- 5 seats
- Manually adjustable steering column
- Light Oyster headlining
- 8-way manual front seats
- Gloss Black trim finisher
- Noble Chrome centre stack side rails
- Leather steering wheel
- Ebony fabric seats.

DYNAMICS

- Efficient Driveline²
- Active Driveline³
- Terrain Response 2⁴
- All Terrain Progress Control (ATPC)⁴
- Low Traction Launch⁴
- Hill Descent Control (HDC)⁴
- Torque Vectoring by Braking⁴
- Hill Launch Assist
- Electronic Power Assisted Steering (EPAS)
- Dynamic Stability Control (DSC)
- Electronic Traction Control (ETC)
- Roll Stability Control (RSC)
- Electric Parking Brake (EPB).

INFOTAINMENT

- 10" Touch Pro
- 12V power socket(s)
- Bluetooth® connectivity
- Sound System
- Remote App⁵
- Analogue Dials with Central TFT Display.

DRIVER ASSISTANCE

- Cruise Control and Speed Limiter
- Driver Condition Monitor
- Lane Keep Assist
- Front and Rear Parking Aid
- Emergency Braking⁵
- Rear Camera.

SAFETY

- Front passenger seat ISOFIX⁵
- Rear ISOFIX
- Global lock/unlock switch on driver door
- Push Button Start
- Emergency Brake Assist
- Anti-lock Braking System (ABS)
- Electronic Brake-force Distribution (EBD).

CONVENIENCE

- Front and rear 12V with front USB.

R-DYNAMIC FEATURES IN ADDITION TO STANDARD FEATURES:

- 17" Style 5073, 5 split-spoke, Satin Dark Grey⁶
- Shadow Atlas DISCOVERY bonnet and tailgate script
- Shadow Atlas grille with Gloss Black surround
- R-Dynamic styled front and rear bumpers
- Ebony fabric seats with Mars Red stitch
- Titanium Mesh trim finisher
- Black gearshift paddles⁴
- Ebony headlining
- Metal treadplates with R-Dynamic branding
- R-Dynamic badge.

¹18" Style 5075, 5 split-spoke, Gloss Sparkle Silver is standard on D240 and P250 engines. ²Standard on D150, D180, P200, P250 engines. Automatic transmission only. ³Exclusive to D240 engine only. ⁴Automatic transmission only. ⁵Market dependent. ⁶18" Style 5074, 5 split-spoke, Gloss Sparkle Silver is standard on D240 and P250 engines. The Remote App contains subscription services that can be extended after the initial term advised by your Land Rover Retailer. The Bluetooth word mark and logos are owned by the Bluetooth SIG, Inc. and any use of such marks by Land Rover is under licence.

2 | CHOOSE YOUR ENGINE

WHICH ENGINE IS RIGHT FOR YOU?

Petrol and diesel engines offer different strengths to suit different customer use cases.

Diesel engines offer better fuel economy over longer distances and produce more torque, which makes them the ideal choice for longer journeys, motorway cruising, towing or off-roading. Our new diesels feature such advanced technologies that they are now as clean as petrol, but also emit less CO₂.

Petrol engines are typically more powerful and produce higher revving, which can provide a more engaging and sporting driving experience. They are more refined and are better suited to shorter, stop-start journeys.

Configure your Discovery Sport at landrover.com

DIESEL ENGINES

D150

Front Wheel Drive Manual All Wheel Drive Automatic

The 2,0 litre 4-cylinder 150PS Turbocharged Diesel engine is optimised to deliver the best fuel economy in the range.

- Low-flow direct injectors* precisely control the amount of fuel that enters the combustion chamber for maximum efficiency.
- The stiff lightweight engine block with twin balancer shafts ensure inherently low levels of noise and vibration.
- Intelligent, electronically controlled, adaptive engine cooling only engages when required - minimising fuel consumption and CO₂ emissions.

D180

All Wheel Drive Automatic

The 2,0 litre 4-cylinder 180PS Turbocharged Diesel engine produces 430Nm of torque and is optimised to deliver improved drivability and refinement.

- The high-pressure common rail direct fuel injection, exhaust variable cam timing and a high-efficiency water-cooled intercooler work in combination for a clean, efficient combustion.
- 430Nm of torque is delivered over a wide engine speed range from 1.750-2.500rpm, delivering accessible performance and strong acceleration.
- The engine features a variable geometry turbocharger that adapts to the changing flow of exhaust gases for high torque throughout the rev range and responsiveness that is uniform, progressive and reduces lag.

D240

All Wheel Drive Automatic

The 2,0 litre 4-cylinder 240PS Twin Diesel engine produces 500Nm of torque which improves upon performance whilst maintaining improved fuel economy.

- Series sequential twin turbochargers deliver an ideal combination of peak power performance and superior low-speed drivability.
- Upgrades include a higher pressure common rail fuel system, increased from 1.800 to 2.200 bar, and an increased fuel injector flow rate. These combine to deliver optimised fuel economy, emissions and power delivery.
- Continuously variable swirl control energises airflow at lower engine speeds and torques to improve diesel air-fuel mixing for improved combustion, with lower emissions and faster warm up.

PETROL ENGINES

P200

All Wheel Drive Automatic

The 2,0 litre 4-cylinder 200PS Turbocharged Petrol engine offers improved fuel economy without compromising drivability.

- Direct fuel injection from centrally mounted solenoid injectors ensures precise delivery of fuel for highly efficient, clean combustion with low emissions.
- Intelligent Continuously Variable Valve Lift (CVVL) control manages inlet valve movement for optimal engine operation in all driving situations.
- Dual independent variable cam timing works in conjunction with CVVL to avoid valvetrain compromise, resulting in excellent power and fuel economy across the rev range.

P250

All Wheel Drive Automatic

The 2,0 litre 4-cylinder 249PS Turbocharged Petrol engine produces 365Nm of torque and delivers impressive fuel economy and drivability.

- The intelligent Continuously Variable Valve Lift (CVVL) system varies the extent to which inlet valves are opened, reducing engine pumping losses. This lets the engine 'breathe' with maximum efficiency, optimising power and torque.
- CVVL works in combination with dual independent variable cam timing for ultimate operating flexibility, resulting in excellent power and fuel economy across the rev range.
- For excellent acceleration and effortless overtaking, maximum torque is available between 1.300-4.500rpm.
- The twin-scroll turbocharger is fed by an integrated exhaust manifold which increases the transfer of energy to the turbine - significantly reducing turbo lag and improving engine response.

3 | CHOOSE YOUR SPECIFICATION PACK

You can choose from a host of finishes, colourways and specifications to personalise your Discovery Sport even further.

Configure your Discovery Sport at landrover.com

S



SE



HSE



R-DYNAMIC S



R-DYNAMIC SE



R-DYNAMIC HSE



	S	SE	HSE
WHEELS	<ul style="list-style-type: none"> - 18" Style 5075, 5 split-spoke, Gloss Sparkle Silver <p>When R-Dynamic is specified:</p> <ul style="list-style-type: none"> - 18" Style 5074, 5 split-spoke, Gloss Sparkle Silver. 	<ul style="list-style-type: none"> - 19" Style 1039, 10 spoke, Gloss Sparkle Silver <p>When R-Dynamic is specified:</p> <ul style="list-style-type: none"> - 19" Style 1039, 10 spoke, Satin Dark Grey. 	<ul style="list-style-type: none"> - 20" Style 5076, 5 split-spoke, Gloss Sparkle Silver <p>When R-Dynamic is specified:</p> <ul style="list-style-type: none"> - 20" Style 5089, 5 split-spoke, Gloss Silver.
EXTERIOR LIGHTING	<ul style="list-style-type: none"> - LED headlights - Rear Animated Directional Indicators. 	<ul style="list-style-type: none"> - Premium LED headlights with signature DRL - Front and Rear Animated Directional Indicators - Auto High Beam Assist (AHBA). 	<ul style="list-style-type: none"> - Premium LED headlights with signature DRL - Front and Rear Animated Directional Indicators - Auto High Beam Assist (AHBA).
CONVENIENCE	<ul style="list-style-type: none"> - Auto-dimming¹, power fold, heated door mirrors with approach lights - Auto-dimming interior rear view mirror. 	<ul style="list-style-type: none"> - Auto-dimming¹, power fold, heated door mirrors with memory and approach lights - Auto-dimming interior rear view mirror - Powered tailgate. 	<ul style="list-style-type: none"> - Auto-dimming¹, power fold, heated door mirrors with memory and approach lights - ClearSight interior rear view mirror - Powered tailgate - Keyless entry - Illuminated treadplates.
SEATING	<ul style="list-style-type: none"> - Ebony grained leather seats - 12-way electric front seats with 2-way manual headrests <p>When R-Dynamic is specified:</p> <ul style="list-style-type: none"> - Ebony grained leather seats with Mars Red stitch. 	<ul style="list-style-type: none"> - Ebony grained leather seats - 12-way electric memory front seats with 2-way manual headrests <p>When R-Dynamic is specified:</p> <ul style="list-style-type: none"> - Ebony grained leather seats with Mars Red stitch. 	<ul style="list-style-type: none"> - Ebony Windsor leather seats - 14-way electric memory front seats with 2-way manual headrests <p>When R-Dynamic is specified:</p> <ul style="list-style-type: none"> - Ebony Windsor leather seats with Mars Red stitch.
INFOTAINMENT	<ul style="list-style-type: none"> - 10" Touch Pro - Analogue Dials with Central TFT Display - Sound System - Connected Navigation Pro² - Online Pack³ consisting of 4G Wi-fi Hotspot, Live Apps and Smart Settings - Smartphone Pack⁴ enabling Android Auto™ and Apple CarPlay®. 	<ul style="list-style-type: none"> - 10" Touch Pro - Interactive Driver Display - Sound System - Connected Navigation Pro² - Online Pack³ consisting of 4G Wi-fi Hotspot, Live Apps and Smart Settings - Smartphone Pack⁴ enabling Android Auto™ and Apple CarPlay®. 	<ul style="list-style-type: none"> - 10" Touch Pro - Interactive Driver Display - Meridian™ Sound System - Connected Navigation Pro² - Online Pack³ consisting of 4G Wi-fi Hotspot, Live Apps and Smart Settings - Smartphone Pack⁴ enabling Android Auto™ and Apple CarPlay®.
DRIVER ASSISTANCE	<ul style="list-style-type: none"> - Traffic Sign Recognition and Adaptive Speed Limiter⁴. 	<ul style="list-style-type: none"> - Traffic Sign Recognition and Adaptive Speed Limiter⁴ - Blind Spot Assist. 	<ul style="list-style-type: none"> - Traffic Sign Recognition and Adaptive Speed Limiter⁴ - Drive Pack consisting of Blind Spot Assist, Adaptive Cruise Control and High-speed Emergency Braking.

¹Auto dimming on drivers' side only. ²Contains subscription services that can be extended after the initial term advised by your Land Rover Retailer. ³Online functionality and Wi-Fi connectivity is dependent on the installation of a micro SIM with suitable data contract. 4G Wi-Fi Hotspot and Online Pack contain subscription services that can be extended after the initial term advised by your Land Rover Retailer. ⁴Market dependent.



Gloss Black bonnet script and front grille



Gloss Black tailgate finisher



Gloss Black door mirror caps



BLACK EXTERIOR PACK

Discovery Sport's remarkable looks can be enhanced further with the optional Black Exterior Pack. The bonnet and tailgate script, front grille, front and rear lower bumper and mirror caps are all finished in Gloss Black for an assertive appearance.



Gloss Black bonnet script and front grille



Gloss Black tailgate finisher



Gloss Black door mirror caps

R-DYNAMIC BLACK EXTERIOR PACK

For an even more striking look, the optional R-Dynamic Black Exterior Pack builds upon the Discovery Sport Black Exterior Pack with the addition of a Gloss Black finish to the exhaust finishers – taking the vehicle's distinctive exterior to new heights.

4 | CHOOSE YOUR EXTERIOR

SELECT YOUR ROOF

The fixed panoramic roof enhances the vehicle's interior and floods it with natural light, providing uninterrupted views of the surrounding environment. You can also select from a body-coloured metal roof or Black contrast roof to further enhance the vehicle's exterior. Any combination of metal, panoramic or contrast roof can be ordered.

Configure your Discovery Sport at [landrover.com](https://www.landrover.com)



Body-coloured metal roof (standard)



Body-coloured fixed panoramic roof (optional)



Black contrast roof* (optional)



Black contrast fixed panoramic roof* (optional)

SELECT YOUR PAINT COLOUR

Now you have chosen your preferred roof style, you can select your exterior paint colour. From rich, deep lustres to incandescent metallic patinas, our paints incorporate the latest in pigment technologies. Our solid paints produce a deep, flat colour. Our optional metallics deliver a sparkle finish that is sure to catch the eye. Optional Premium metallic paints enhance both the colour and the intensity of the finish to give your vehicle even more presence.



Fuji White (Solid)



Narvik Black* (Solid)



Yulong White (Metallic)



Indus Silver (Metallic)





Eiger Grey (Metallic)



Byron Blue (Metallic)



Firenze Red (Metallic)



Portofino Blue (Metallic)





Santorini Black* (Metallic)



Carpathian Grey (Premium Metallic)



Namib Orange (Premium Metallic)



Silicon Silver (Premium Metallic)



SELECT YOUR WHEELS

There are 12 wheel styles to choose from. Sizes range from 17" to the highly desirable 21". Their distinctive design means that each one adds its own character to the overall look of the vehicle.

Configure your Discovery Sport at landrover.com



17" STYLE 1005
10 SPOKE
SATIN DARK GREY



17" STYLE 5073
5 SPLIT-SPOKE
SATIN DARK GREY



18" STYLE 5074
5 SPLIT-SPOKE
GLOSS SPARKLE SILVER



18" STYLE 5075
5 SPLIT-SPOKE
GLOSS SPARKLE SILVER



18" STYLE 5088
5 SPOKE
GLOSS BLACK



19" STYLE 1039
10 SPOKE
GLOSS SPARKLE SILVER



19" STYLE 1039
10 SPOKE
SATIN DARK GREY



20" STYLE 5076
5 SPLIT-SPOKE
GLOSS SPARKLE SILVER



20" STYLE 5089
5 SPLIT-SPOKE
GLOSS SILVER



20" STYLE 5089
5 SPLIT-SPOKE
GLOSS BLACK



20" STYLE 5089
5 SPLIT-SPOKE
GLOSS DARK GREY WITH CONTRAST
DIAMOND TURNED FINISH



21" STYLE 5090
5 SPOKE
GLOSS DARK GREY WITH CONTRAST
DIAMOND TURNED FINISH

5 | CHOOSE YOUR INTERIOR

CHOOSE YOUR INTERIOR – SEAT CONFIGURATION



60:40 second row seats with slide and recline

These seats have forwards/backwards movement of 160mm, allowing truly flexible use of space for luggage or to maximise passenger legroom. The seats can also recline to provide even greater comfort.

60:40 fixed second row seats (not shown)

The 60:40 five-seat configuration features three comfortable seating positions.



5 + 2 seating*

A neatly integrated third row of seats can be specified to give you even more versatility. These seats are ideal for children and teenagers, or adults on short journeys.

They are easily accessed by tipping and sliding forward the second row seats. When folded, the third row seats leave a flat floor in the luggage compartment as if it were a five-seat model.

*Only available with manual slide and recline rear seats.

For full feature and option availability please refer to the accompanying Specification and Price Guide or visit your local Land Rover Retailer.

CHOOSE YOUR INTERIOR – COLOUR COMBINATIONS

	A				B		C			D				E		
COLOURWAYS	EBONY (page 76)				ACORN (page 76)		LIGHT OYSTER (page 76)			EBONY/ MARS RED STITCH (page 77)				LIGHT OYSTER/EBONY LIGHT OYSTER STITCH (page 77)		
INTERIOR COLOUR	Ebony				Acorn		Light Oyster			Ebony				Light Oyster		
Seat colour	Ebony				Acorn		Light Oyster			Ebony				Light Oyster		
Carpet	Ebony				Ebony		Ebony			Ebony				Ebony		
MODEL	Fabric	Luxtec and suedecloth	Grained leather	Windsor leather	Grained leather	Windsor leather	Luxtec and suedecloth	Grained leather	Windsor leather	Fabric	Luxtec and suedecloth	Grained leather	Windsor leather	Luxtec and suedecloth	Grained leather	Windsor leather
Discovery Sport	■	□	□	□	□	□	□	□	□	-	-	-	-	-	-	-
Discovery Sport S	-	□	■	□	□	□	□	□	□	-	-	-	-	-	-	-
Discovery Sport SE	-	□	■	□	□	□	□	□	□	-	-	-	-	-	-	-
Discovery Sport HSE	-	□	-	■	-	□	□	-	□	-	-	-	-	-	-	-
Discovery Sport R-Dynamic	-	-	-	-	-	-	-	-	-	■	□	□	□	□	□	□
Discovery Sport R-Dynamic S	-	-	-	-	-	-	-	-	-	-	□	■	□	□	□	□
Discovery Sport R-Dynamic SE	-	-	-	-	-	-	-	-	-	-	□	■	□	□	□	□
Discovery Sport R-Dynamic HSE	-	-	-	-	-	-	-	-	-	-	□	-	■	□	-	□
EXTERIOR COLOUR																
Fuji White	○				○		○			○				○		
Narvik Black	▲				▲		○			▲				▲		
Yulong White	▲				○		○			▲				○		
Indus Silver	▲				○		○			▲				○		
Eiger Grey	○				○		▲			○				▲		
Firenze Red	▲				○		○			▲				○		
Byron Blue	○				○		▲			○				▲		
Portofino Blue	○				▲		○			○				▲		
Santorini Black	▲				○		○			▲				▲		
Namib Orange	▲				○		○			▲				○		
Carpathian Grey	○				○		▲			○				▲		
Silicon Silver	○				▲		○			○				▲		

■ Standard □ Optional ○ Combination is Available - Not Available ▲ Combination is Designer's Choice.



	1	2	3	4	5	6
COLOURWAYS	DOOR LOWER AND ARMREST UPPER	DOOR ROLL TOP	INSTRUMENT PANEL UPPER	CENTRE STACK SIDE RAILS	CUBBY BOX	INSTRUMENT MID-SECTION
(A) Ebony	Ebony	Ebony	Ebony	Noble Chrome	Ebony	Ebony
(B) Acorn	Ebony	Acorn	Ebony	Noble Chrome	Ebony	Acorn
(C) Light Oyster	Ebony	Light Oyster	Ebony	Noble Chrome	Ebony	Light Oyster
(D) Ebony with Mars Red stitch	Ebony with Mars Red stitch	Ebony	Ebony	Noble Chrome	Ebony with Mars Red stitch	Ebony
(E) Light Oyster/Ebony with Light Oyster stitch	Ebony with Light Oyster insert	Ebony	Ebony	Noble Chrome	Ebony with Light Oyster stitch	Ebony

DISCOVERY SPORT INTERIOR COLOUR COMBINATIONS

The cabin in Discovery Sport embodies the finest of contemporary living. Strong lines and superb levels of comfort create a space in which you, your family and friends will want to spend time. A wide range of colourways and seat materials are available to suit all tastes.

A Ebony



Interior shown: Discovery Sport S interior with Ebony grained leather seats and Gloss Black trim finisher.

B Acorn



Interior shown: Discovery Sport SE interior with Acorn Windsor leather seats and Natural Shadow Oak veneer.

C Light Oyster



Interior shown: Discovery Sport HSE interior with Light Oyster Windsor leather seats and Gloss Charcoal Oak veneer.

DISCOVERY SPORT R-DYNAMIC INTERIOR COLOUR COMBINATIONS

Available exclusively as part of Discovery Sport R-Dynamic is a choice of two striking colourways. The look is augmented by the unique stitch featured on the seats and headrest.

D Ebony with Mars Red stitch



Interior shown: Discovery Sport R-Dynamic S interior with Ebony grained leather seats with Mars Red stitch and Titanium Mesh trim finisher.

E Light Oyster/Ebony with Light Oyster stitch




Interior shown: Discovery Sport R-Dynamic HSE interior with Light Oyster/Ebony grained leather seats with Light Oyster stitch and Titanium Mesh trim finisher.



SELECT YOUR INTERIOR FINISHERS

Now you have chosen your model, you can select the perfect combination of interior colours. Choose from four different trim finishers and veneers - providing even further personalisation for your vehicle.

TRIM FINISHERS AND VENEERS



Gloss Black trim finisher



Titanium Mesh trim finisher



Gloss Charcoal Oak veneer



Natural Shadow Oak veneer

6 | CHOOSE YOUR OPTIONS AND LAND ROVER GEAR

SELECT YOUR OPTIONS

A wealth of line-fit options are available to select at the point of ordering your new vehicle to help you express your individuality and tailor your Discovery Sport with the premium features you require. Features and their availability may differ by vehicle specification and market. For full feature and option availability please refer to the Specification and Price Guide or visit your local Land Rover Retailer.

Configure your Discovery Sport at landrover.com



EXTERIOR FEATURES

Headlights and lighting - see page 55
Privacy glass
Solar attenuating windscreen
Heated windscreen.

WHEELS AND TYRES

Summer tyres¹
Reduced section steel spare wheel²
Full size spare wheels³
Locking wheel nuts.

INTERIOR FEATURES

Configurable Ambient Interior Lighting
Cold Climate Pack consisting of heated windscreen, headlight power wash and heated steering wheel⁴
Headlining (Light Oyster or Ebony)
Air Quality Sensor
Cabin Air Ionisation
Heated steering wheel⁴

Leather steering wheel with Atlas bezel
Suedecloth steering wheel⁵
Carpet mats
Premium carpet mats
Metal treadplates with Discovery script
Illuminated metal treadplates with Discovery script (R-Dynamic script on R-Dynamic vehicles)⁶
8-way manual front seats⁷
8-way heated manual front seats⁷
12-way electric front seats with 2-way manual headrests⁸
12-way electric memory front seats with 2-way manual headrests⁹
12-way heated electric front seats with 2-way manual headrests⁸
12-way heated, electric memory front seats with 2-way manual headrests⁸
14-way electric memory front seats with 2-way manual headrests⁹
14-way heated, electric memory front seats with 2-way manual headrests⁸
14-way heated, electric memory front seats with 2-way manual headrests⁸
14-way heated and cooled, electric memory front seats with 2-way manual headrests⁹
14-way heated and cooled, massage electric memory front seats with 2-way manual headrests⁹
14-way massage, electric memory front seats with 2-way manual headrests⁹

14-way heated, massage, electric memory front seats with 2-way manual headrests⁷
Heated manual slide and recline rear seats¹⁰.

INFOTAINMENT

Infotainment - see pages 33, 59 and 63
Connectivity - see pages 33-35
Audio - see pages 40-43.

TECHNOLOGY

Wade Sensing¹¹
Adaptive Dynamics¹² - see page 31
Configurable Dynamics¹³ - see page 31
360° Surround Camera¹⁴ - see pages 49-50
Interactive Driver Display
Drive Pack and Park Pack - see pages 47-49
Keyless Entry
Activity Key
Secure Tracker¹⁵ and Secure Tracker Pro¹⁶ - see page 53
Intrusion sensor.

CONVENIENCE

Powered tailgate
Garage Door Opener (HomeLink®)¹⁷
ClearSight interior rear view mirror¹⁸ - see page 50
Loadspace partition net
Loadspace storage rails
Loadspace storage rails with luggage retention kit
Towing - see page 22
Click and Go integrated base unit - see page 21.

¹Not available with 17" and 19" wheels. ²Not available with detachable tow bar or electrically deployable tow bar when 5 + 2 seats are fitted. ³The size of the spare wheel will correspond with the size of the road wheels fitted to the vehicle. Not available with 5 + 2 seats. ⁴Not available with suedecloth steering wheel. ⁵Not available with heated steering wheel. Only available with Luxtec and suedecloth interiors. ⁶Standard on HSE Specification Packs. ⁷Only available with fabric seats. ⁸Only available with grained leather seats or Luxtec and suedecloth seats and auto-dimming, power fold, heated door mirrors with approach lights. ⁹Only available with Windsor leather seats and auto-dimming, power fold, heated door mirrors with memory and approach lights. ¹⁰Only available with heated front seats or heated and cooled front seats. ¹¹Only available with 360° Surround Camera and auto-dimming, power fold, heated door mirrors with approach lights. ¹²Only available with Automatic Headlight Levelling. Not available with D150 engines. ¹³Not available with D150 engines. ¹⁴Only available with Wade Sensing and auto-dimming, power fold, heated door mirrors with approach lights. ¹⁵Not available with Secure Tracker Pro. ¹⁶Only available with Keyless Entry. Not available with Secure Tracker. ¹⁷Only available with auto-dimming interior rear view mirror or ClearSight interior rear view mirror. ¹⁸Only available with solar attenuating windscreen in some markets.

All in-car features should be used only when safe to do so. Drivers must ensure they are in full control of the vehicle at all time.

Features and their availability may differ by vehicle specification and market. Please refer to the accompanying Specification and Price Guide for details or contact your local Land Rover Retailer for more information.

SELECT YOUR LAND ROVER GEAR – ACCESSORIES

A range of stylish, tough and practical accessories are available, bringing you the opportunity to personalise your Discovery Sport even further. These accessories can be purchased through your local Land Rover Retailer and added at any stage during the vehicle's life – not just when it's new. Naturally, Land Rover accessories are designed, tested and manufactured to the same exacting standards as the original equipment fitted to your vehicle.

For more information and a complete list of options and Land Rover Gear, configure your Discovery Sport at [landrover.com](https://www.landrover.com)



FUNCTION & TECHNOLOGY

Tailgate Seat

Removable moulded tailgate seat provides convenient seating on the rear loadspace lip for occasional use. Sitting over the rear tailgate retaining to the loadspace floor, it is supplied with a branded Land Rover stowage bag that secures against the second row seat back for convenient stowage, when not in use.

Sunshades

Side Windows - Second Row Side Windows - Third Row

Easy to install or remove, these sunblinds provide increased comfort, helping to protect passengers from heat and glare of the sun.

Windscreen Sun Shield

UV windscreen sun shield reflects the sun's rays and helps to keep the vehicle's interior cool in hot weather.

Centre Armrest Cooler/Warmer Box

Food and drinks cooler and warmer that acts as a rear centre armrest. With a leather-covered top, it is held in place by the centre seat belt and powered from the rear auxiliary socket. Ideal for long journeys with the family.



Tailgate Seat

EXTERIOR STYLING

Fixed Side Steps¹

The side step aids entry and exit to the vehicle and improves access to the roof. Design features include Bright stainless steel edge trim and a rubber tread mat.

Mirror Covers - Noble Chrome

Noble Chrome mirror covers designed to enhance the Discovery Sport's exterior styling. This neat styling upgrade complements the various exterior trims.

Bright Side Tubes¹

Highly polished stainless steel side tubes provide an off-road inspired appearance, designed to complement the vehicle's exterior style.

Bright Body Side Moulding²

Enhances the side of your vehicle and provides protection for your door panels from accidental damage by adjacent vehicles.



Fixed Side Steps

¹Fitting of side steps or side tubes may affect the off-road capability of the vehicle. ²Not compatible with Wade Sensing feature.

Options specified may affect vehicle efficiency and pricing due to local taxation policy. Please configure at landrover.com or check with your local Land Rover Retailer.

INTERIOR STYLING

Sport Pedal Covers

Stainless steel Bright finish sport pedal covers are easy to fit and feature hidden fixings for a clean finish.

Gearshift Paddles – Aluminium/Aluminium Red

Complete the look and feel of your steering wheel with premium aluminium paddles. Gearshift paddles are machine polished, anodised and hand brushed to provide exceptional wear resistance with a premium finish.

Sill Treadplates - Illuminated

Sill treadplates featuring illuminated Discovery script for driver and front passenger sides of the vehicle.

Premium Carpet Mats

Luxurious, tailored, deep pile 780gm² carpet mat set, with waterproof backing, provide a well-appointed finishing touch to the interior.



Sill Treadplates - Illuminated

PET PRODUCTS

Quilted Loadspace Liner

This tailored liner covers and protects all the carpeted areas of the loadspace area including the floor, second row seat backs and loadspace side walls. Manufactured from a soft quilted fabric, with an integral rubber base and detachable bumper protector it is easy to wipe clean, making it ideal for owners who regularly carry dogs or other pets in the loadspace area of their vehicle.

Spill Resistant Water Bowl

Providing a convenient solution for use in transit or outside of the vehicle, the spill resistant water bowl incorporates a clever design feature which redirects water towards the centre of the bowl when the water is disturbed, making it ideal for owners who regularly carry dogs or other pets in their vehicle.

Portable Rinse System

Designed to be used outside the vehicle, the portable rinse system provides a convenient solution for washing pets before loading or rinsing down other equipment from bikes to wetsuits. Depending on the setting selected, this portable rinse system will deliver a minimum of two minutes of continuous water flow through a shower hose style attachment. Without the need for batteries or external power, the system utilises pressure captured when filling from a tap, and an integrated hand pump allows the user to pressurise if filling the water tank away from home. Featuring a Land Rover branded cover and handle.

Foldable Pet Carrier

The foldable pet carrier provides a safe, comfortable environment for the transportation of pets, making it ideal for owners who regularly carry dogs or other pets in the loadspace area of their vehicle. Reinforced carry handles and corner pieces provide a premium finish, with a side pocket providing a convenient stowage option for other pet accessories or small items.

Pet Access Ramp

Designed with optimal dimensions and angle, the pet access ramp assists pets into the loadspace area without the owner having to lift them, making it ideal for owners who regularly carry dogs or other pets in the loadspace area of their vehicle.



Portable Rinse System

INTERIOR PROTECTION

Loadspace Liner Tray

Semi-rigid waterproof loadspace liner tray with a raised lip on three sides to protect loadspace floor and side wall carpets from dirt or wet equipment.

Loadspace Rubber Mat

Waterproof rubber mat helps to protect the rear loadspace carpet from general dirt.

Luxury Carpet Mats

Luxurious, tailored, deep pile 2.050gm² carpet mat set, with waterproof backing, provide a well appointed finishing touch to the interior.

Luggage Partition¹ - Full Height or Half Height

Designed to prevent luggage from entering the passenger compartment. The design of the luggage partition has been optimised to second row seating featuring tilt functionality.

Luggage Partition Divider

The divider can be fitted to the luggage partition to separate the loadspace into two sections.



Loadspace Partition Divider

CARRYING

Tow Bar Mounted Bike Carrier

The tow bar mounted bike carrier features a one-hand, quick attach/release tow bar coupling mechanism and can be tilted away from the vehicle, by use of a foot pedal, to allow easy access into the rear tailgate. The tailgate can be opened with carrier in deployed/folded position. Manufactured from aluminium and other lightweight materials, the bike carrier also features a rear lighting and licence plate mount and it is lockable for security. The carrier has a folding/sliding mechanism to allow ease of stowage when not in use. A holder and ratchet function ensure bicycles are safely secured. Maximum load capacity 40kg for 2 bikes and 51kg for 3 bikes (maximum per bike 20kg).

Wheel Mounted Bike Carrier²

Wheel mounted, lockable bike carrier designed for holding a single bike, up to 20kg.

Luggage Roof Box^{2,3}

Roof mounted luggage box with Gloss Black finish. Opens from both sides and is lockable for security. Includes power-grip mounting for easy and quick fixing to the roof bars. External dimensions: 1.750mm long, 820mm wide, 450mm high. Volume 410 litres. Maximum payload 75kg. Roof carrying load reduced to 60kg when Summer Tyres are fitted.

Aqua Sports Carrier^{2,4}

Carries a sailboard, canoe or kayak. Includes lockable multi-purpose holder to carry oars or paddles. Tilts to facilitate easy loading/unloading. Features lockable straps and rubber supports to maintain optimum weight distribution whilst protecting the kayak and vehicle from scratches/scuffs. Maximum load capacity 45kg.

Ski/Snowboard Carrier^{2,4}

Carries four pairs of skis or two snowboards and incorporates slider rails for easy loading and is also lockable for security. Maximum payload 36kg.



Wheel Mounted Bike Carrier

Consideration should always be given to vehicle's maximum roof load capacity to ensure this is not exceeded.

Objects placed above the roof mounted satellite antenna may reduce the quality of the signal received by the vehicle and could have a detrimental effect on the navigation and satellite radio systems, if fitted.

Options specified may affect vehicle efficiency and pricing due to local taxation policy. Please configure at landrover.com or check with your local Land Rover Retailer.

THE WORLD OF LAND ROVER

Your Land Rover has been designed and engineered to help you make more of your world. It can take you to places other vehicles simply can't reach in a style that cannot be matched. To celebrate the Land Rover lifestyle, we've put together a range of experiences, publications and the Land Rover Lifestyle Collection. There's a world to explore. Get out there and enjoy it.

EXPERIENCE DRIVES



Bring out your adventurous side and experience Land Rover's legendary capability for yourself. Under the expert guidance of a world-class instructor, head to the most exciting and challenging off-road terrains and take the vehicle to its limits.

landrover.com/experience

ADVENTURE TRAVEL



From the sheer exhilaration of the Arctic ice to the awe-inspiring dunes of Namibia, Land Rover Adventure Travel offers you once-in-a-lifetime experiences that bring the spirit and emotion of our vehicles to life.

landrover.com/adventure

Follow us on:



MANUFACTURING TOURS



This is a unique opportunity to step inside our state-of-the-art manufacturing facilities and see where the latest vehicles are born. Taking you behind the scenes, our expert tour guides will show you how Land Rover combines unrivalled craftsmanship with cutting-edge robotics.
landrover.com/tours

SPECIAL VEHICLE OPERATIONS



Whether it's class-leading luxury, thrilling performance or extreme all-terrain capability, Land Rover excels. Special Vehicle Operations takes this even further. Delivering the absolute pinnacle of Land Rover engineering and design, each vehicle combines peerless refinement with power and cutting-edge technology, which is why the SV badge represents so much.
landrover.com/svo

THE LAND ROVER LIFESTYLE COLLECTION



Our latest range of clothing and lifestyle accessories are crafted with the same design excellence and attention to detail as our vehicles. Inspired by our unique heritage, there is something for the whole family.

landrover.com/collection

ONELIFE MAGAZINE



Free twice a year for your first three years as a Land Rover owner, this award-winning magazine features the best in photography, authoritative journalism and expert insights. Onelife takes you right into the heart of exclusive experiences and extraordinary adventures, whilst keeping you up to date with the latest innovations, design and lifestyle choices.

landrover.com/onelife

Follow us on:



BRAND PARTNERSHIPS



Integrity. Courage. Pride. These are the values that Land Rover shares with its partners. Whether it's the Invictus Games, Virgin Galactic, or the British and Irish Lions, each one is driven by exceptional people. Those who push their capabilities to the very limits and champion the determination to go above and beyond.

landrover.com/partnerships

HUMANITARIAN PARTNERSHIPS



Since 1954, Land Rover is proud to have supported the incredible humanitarian work of the International Federation of Red Cross and Red Crescent Societies (IFRC). Through vehicles, funding and combined expertise, this ambitious global partnership has helped to transform the lives of over one million people, across four continents.

landrover.com/responsibility



YOUR PEACE OF MIND

CUSTOMER SERVICE

When you bring your Land Rover to us, we use cutting-edge diagnostic equipment to assess all your vehicle's mechanical and electronic systems. Our qualified Technicians use tools specifically designed for our vehicles and only fit genuine Land Rover parts and Gear Accessories. A choice of service plans are available which, together with Roadside Assistance, ensures complete peace of mind.

For further details contact your local Land Rover Retailer or search 'Land Rover Ownership'.

LAND ROVER ROADSIDE ASSISTANCE

Land Rover Assistance provides assistance in motoring emergencies, from immobilisation due to breakdown or accident to minor problems such as punctures. You can rely on our roadside assistance, whatever the situation, wherever you happen to be.

For further details please consult your Warranty Benefits handbook, contact your nearest Land Rover Approved Service Centre or search 'Land Rover Roadside Assistance'.

LAND ROVER FINANCIAL SERVICES

Getting the keys to your very own Land Rover has never been so simple. And it's more affordable than you might think. New or used, for personal or business use, we have an option that puts you in complete control.

For further details contact your local Land Rover Retailer or search 'Land Rover Finance'.

FLEET & BUSINESS

Land Rover is dedicated to being the premium manufacturer of choice for fleets and businesses, by providing a highly attractive range of vehicles and exemplary customer service. Distinctive, capable and versatile, all Land Rover vehicles deliver low Total Cost of Ownership through strong residual values, competitive service, maintenance and repair costs, and impressive fuel economy and CO₂ emissions.

We are also committed to providing a totally customer-focused aftersales service, which will ensure every Land Rover vehicle is kept on the road and in top condition, in the easiest and most cost-efficient way for businesses.

Search 'Land Rover Fleet and Business' for full details.

IMPORTANT NOTICE: Jaguar Land Rover Limited is constantly seeking ways to improve the specification, design and production of its vehicles, parts and accessories and alterations take place continually. Whilst every effort is made to produce up to date literature, this brochure should not be regarded as an infallible guide to current specifications or availability, nor does it constitute an offer for the sale of any particular vehicle, part or accessory. Distributors and retailers are not agents of Jaguar Land Rover Limited by any express or implied undertaking or representation.

Images are provided for illustrative purposes only. Colours reproduced on-screen may vary compared to actual finish. The company reserves the right to alter or withdraw any colour finish without notice. Some of these colours may not be obtainable in your country. Please check availability of colours and current specifications with your Land Rover Retailer. Distributors and retailers are not agents of Jaguar Land Rover Limited and have absolutely no authority to bind Jaguar Land Rover Limited to any express or implied undertaking or representation. Information and images displayed in relation to the InControl technology, including touchscreen, App screens, or sequences are subject to regular software updates, version control and other system/visual changes depending on options selected.

Castrol EDGE Professional exclusively recommended by Land Rover.

Vehicle shown front and back cover and left is R-Dynamic HSE in Firenze Red with optional features fitted (market dependent).

Jaguar Land Rover Limited

Registered Office: Abbey Road, Whitley,
Coventry CV3 4LF
United Kingdom.

Registered in England: Number 1672070

landrover.com

© Copyright Jaguar Land Rover Limited 2019.

1L5502010000BXXEN01P



NEW DISCOVERY SPORT

TECHNICAL SPECIFICATION

MAY 2019



ABOVE & BEYOND



ENGINES

You can select from a choice of 2,0 litre diesel or petrol Ingenium engines. These engines are designed for clean and efficient combustion and are all equipped with Stop/Start technology and all AWD engines come with smart regenerative charging.

Configure your Discovery Sport at landrover.com

TECHNICAL SPECIFICATION

POWERTRAIN	DIESEL				PETROL	
	D150	D180	D240	P200	P250	
Mild Hybrid Electric Vehicle (MHEV)	-	■	■	■	■	■
Transmission	Manual	Automatic	Automatic	Automatic	Automatic	Automatic
Driveline	Front Wheel Drive (FWD)	All Wheel Drive (AWD)	All Wheel Drive (AWD)	All Wheel Drive (AWD)	All Wheel Drive (AWD)	All Wheel Drive (AWD)
Maximum power (PS/rpm)	150 / 4.000	150 / 4.000	180 / 4.000	240 / 4.000	200 / 5.500	249 / 5.500
Maximum torque (Nm/rpm)	380 / 1.750-2.500	380 / 1.750-2.500	430 / 1.500-3.000	500 / 1.500-3.000	320 / 1.250-4.500	365 / 1.400-4.500
Capacity (cc)	1.999	1.999	1.999	1.999	1.997	1.997
No. of cylinders/valves per cylinder	4 / 4	4 / 4	4 / 4	4 / 4	4 / 4	4 / 4
Cylinder layout	Transverse	Transverse	Transverse	Transverse	Transverse	Transverse
Bore/stroke (mm)	82 / 92,35	82 / 92,35	83 / 92,35	83 / 92,35	83 / 92,29	83 / 92,29
Compression ratio (:1)	15,5 +/- 0,5	15,5 +/- 0,5	15,5 +/- 0,5	15,5 +/- 0,5	10,5 +/- 0,5	10,5 +/- 0,5

■ Standard - Not Available.

TECHNICAL SPECIFICATION

			DIESEL						PETROL					
			D150		D180		D240		P200		P250			
FUEL ECONOMY - NEDC EQUIVALENT (NEDC2)*			Class A	Class B	Class A	Class B	Class A	Class B	Class A	Class B	Class A	Class B		
Seating			5 / 5 + 2		5 / 5 + 2		5 / 5 + 2		5 / 5 + 2		5 / 5 + 2			
NEDC2 consumption	Urban	l/100km (mpg)	6,3 (44,8) / 6,5 (43,5)	6,7 (42,2) / 6,9 (40,9)	6,4 (44,1) / 6,5 (43,5)	6,5 (43,5) / 6,6 (42,8)	6,6 (42,8) / 6,7 (42,2)	6,7 (42,2) / 6,9 (40,9)	7,3 (38,7) / 7,6 (37,2)	7,6 (37,2) / 7,8 (36,2)	9,8 (28,8) / 10,0 (28,2)	10,0 (28,2) / 10,1 (28,0)	9,8 (28,8) / 10,0 (28,2)	10,0 (28,2) / 10,2 (27,7)
	Extra Urban	l/100km (mpg)	4,7 (60,1) / 4,9 (57,6)	5,1 (55,4) / 5,3 (53,3)	5,0 (56,5) / 5,1 (55,4)	5,1 (55,4) / 5,3 (53,3)	5,1 (55,4) / 5,2 (54,3)	5,2 (54,3) / 5,3 (53,3)	5,6 (50,4) / 5,7 (49,6)	5,8 (48,7) / 6,0 (47,1)	6,6 (42,8) / 6,7 (42,2)	6,8 (41,5) / 6,9 (40,9)	6,8 (41,5) / 6,9 (40,9)	6,9 (40,9) / 7,0 (40,4)
	Combined	l/100km (mpg)	5,3 (53,3) / 5,5 (51,4)	5,7 (49,6) / 5,9 (47,9)	5,5 (51,4) / 5,6 (50,4)	5,6 (50,4) / 5,8 (48,7)	5,6 (50,4) / 5,7 (49,6)	5,8 (48,7) / 5,9 (47,9)	6,2 (45,6) / 6,4 (44,1)	6,5 (43,5) / 6,7 (42,2)	7,8 (36,2) / 7,9 (35,8)	8,0 (35,3) / 8,1 (34,9)	7,9 (35,8) / 8,0 (35,3)	8,0 (35,3) / 8,2 (34,4)
NEDC2 CO ₂ emissions	Urban	(g/km)	165 / 171	175 / 181	167 / 171	171 / 174	172 / 176	176 / 181	191 / 198	199 / 206	222 / 226	226 / 230	223 / 227	227 / 231
	Extra Urban	(g/km)	125 / 128	134 / 138	130 / 133	135 / 138	133 / 136	137 / 140	147 / 151	153 / 157	151 / 153	154 / 157	153 / 156	157 / 159
	Combined	(g/km)	140 / 144	149 / 154	144 / 147	148 / 152	147 / 150	152 / 155	163 / 168	170 / 175	177 / 179	180 / 183	179 / 182	183 / 185
FUEL ECONOMY - WLTP**			TEL - TEH [†]		TEL - TEH [†]		TEL - TEH [†]		TEL - TEH [†]		TEL - TEH [†]		TEL - TEH [†]	
Seating			5 / 5 + 2		5 / 5 + 2		5 / 5 + 2		5 / 5 + 2		5 / 5 + 2		5 / 5 + 2	
WLTP consumption	Low	l/100km (mpg)	7,6-8,3 (37,4-34,1) / 7,8-8,4 (36,2-33,4)	9,3-9,7 (30,5-29,3) / 9,4-9,7 (30,1-29,0)	9,3-9,7 (30,5-29,3) / 9,4-9,7 (30,1-29,0)	9,4-9,7 (30,1-29,0) / 9,5-9,7 (29,6-28,5)	9,8-10,2 (28,7-27,7) / 9,9-10,2 (28,4-27,6)	9,9-10,2 (28,4-27,6) / 10,0-10,2 (28,1-27,0)	9,7-10,3 (29,3-27,5) / 9,9-10,3 (28,6-27,3)	10,0-10,3 (28,1-27,0) / 10,1-10,3 (27,7-26,6)	12,8-13,5 (22,1-21,0) / 13,0-13,6 (21,7-20,8)	13,0-13,6 (21,7-20,8) / 13,1-13,6 (21,6-20,8)	12,8-13,5 (22,0-21,0) / 13,1-13,6 (21,6-20,8)	13,1-13,6 (21,6-20,8) / 13,2-13,6 (21,5-20,8)
	Medium	l/100km (mpg)	5,8-6,6 (48,5-42,5) / 6,1-6,8 (46,5-41,5)	6,8-7,3 (41,7-38,6) / 7,0-7,4 (40,6-38,1)	6,8-7,3 (41,7-38,6) / 7,0-7,4 (40,6-38,1)	7,0-7,4 (40,6-38,1) / 7,1-7,4 (40,3-37,2)	7,7-8,3 (36,9-34,2) / 7,8-8,3 (36,0-33,9)	7,8-8,3 (36,0-33,9) / 7,9-8,3 (35,1-32,9)	7,2-7,7 (39,4-36,5) / 7,3-7,8 (38,4-36,1)	7,5-7,7 (37,7-36,7) / 7,6-7,7 (37,4-36,7)	9,3-9,9 (30,5-28,4) / 9,5-10,0 (29,8-28,2)	9,5-10,0 (29,8-28,2) / 9,6-10,0 (29,7-28,1)	9,3-10,0 (30,3-28,4) / 9,5-10,0 (29,7-28,1)	9,3-10,0 (30,3-28,4) / 9,5-10,0 (29,7-28,1)
	High	l/100km (mpg)	5,0-5,9 (56,2-48,1) / 5,2-6,0 (54,1-46,9)	5,8-6,4 (48,5-44,0) / 6,0-6,5 (47,3-43,3)	5,8-6,4 (48,5-44,0) / 6,0-6,5 (47,3-43,3)	6,0-6,5 (47,3-43,3) / 6,1-6,5 (46,9-43,3)	5,3-6,0 (53,3-47,4) / 5,4-6,0 (51,9-47,3)	5,4-6,0 (51,9-47,3) / 5,5-6,0 (51,6-47,3)	6,0-6,6 (46,9-42,8) / 6,2-6,6 (45,9-42,7)	6,2-6,6 (45,9-42,7) / 6,3-6,6 (45,6-42,7)	7,7-8,4 (36,8-33,6) / 7,8-8,4 (36,0-33,5)	7,8-8,4 (36,0-33,5) / 7,9-8,4 (35,7-33,3)	7,7-8,4 (36,8-33,6) / 7,8-8,4 (36,0-33,5)	7,8-8,5 (36,4-33,4) / 7,9-8,5 (35,7-33,3)
	Extra High	l/100km (mpg)	6,1-6,9 (46,4-40,7) / 6,3-7,1 (45,2-39,9)	7,1-7,6 (40,0-37,3) / 7,2-7,7 (39,4-36,9)	7,1-7,6 (40,0-37,3) / 7,2-7,7 (39,4-36,9)	7,3-7,7 (38,6-35,9) / 7,4-7,7 (38,3-35,9)	7,0-7,6 (40,3-37,1) / 7,1-7,6 (39,7-37,3)	7,1-7,6 (40,3-37,1) / 7,2-7,7 (39,7-37,3)	7,1-7,7 (39,7-36,7) / 7,2-7,7 (39,1-36,9)	7,2-7,7 (39,1-36,9) / 7,3-7,7 (38,8-36,6)	9,1-9,8 (31,2-28,7) / 9,2-9,8 (30,7-28,9)	9,2-9,9 (30,7-28,9) / 9,3-9,9 (30,3-28,6)	9,1-9,8 (31,2-28,7) / 9,2-9,8 (30,7-28,9)	9,2-9,9 (30,7-28,6) / 9,3-9,9 (30,3-28,6)
	Combined	l/100km (mpg)	5,9-6,7 (47,8-42,0) / 6,1-6,9 (46,3-41,1)	6,9-7,4 (40,9-38,0) / 7,1-7,5 (40,0-37,5)	6,9-7,4 (40,9-38,0) / 7,1-7,5 (40,0-37,5)	7,1-7,5 (40,0-37,5) / 7,2-7,5 (39,7-37,2)	7,0-7,6 (40,4-37,3) / 7,1-7,6 (39,6-37,2)	7,1-7,6 (40,4-37,3) / 7,2-7,6 (39,6-37,2)	7,1-7,7 (39,6-36,6) / 7,3-7,7 (38,8-36,6)	7,2-7,7 (38,8-36,6) / 7,3-7,7 (38,8-36,6)	9,2-9,9 (30,8-28,5) / 9,3-9,9 (30,2-28,5)	9,3-9,9 (30,8-28,5) / 9,4-10,0 (29,9-28,3)	9,2-9,9 (30,8-28,5) / 9,3-9,9 (30,2-28,5)	9,3-9,9 (30,5-28,4) / 9,4-10,0 (29,9-28,3)
WLTP CO ₂ emissions	Low	(g/km)	204-224 / 211-228	243-253 / 247-255	243-253 / 247-255	247-255 / 251-255	258-267 / 261-269	261-269 / 266-218	253-269 / 259-272	266-272 / 271-272	290-305 / 295-307	295-307 / 300-307	291-305 / 296-307	296-307 / 301-307
	Medium	(g/km)	157-179 / 164-184	178-192 / 182-195	178-192 / 182-195	182-195 / 187-195	201-217 / 206-218	206-218 / 213-218	188-203 / 193-205	193-205 / 198-205	210-225 / 215-227	215-227 / 220-227	211-226 / 216-227	216-227 / 221-227
	High	(g/km)	136-158 / 141-163	153-168 / 157-171	153-168 / 157-171	157-171 / 162-171	139-156 / 143-157	143-157 / 148-157	158-173 / 161-174	161-174 / 166-174	174-190 / 178-191	178-191 / 183-191	176-191 / 179-192	179-192 / 184-192
	Extra High	(g/km)	164-187 / 169-191	185-199 / 188-201	185-199 / 188-201	188-201 / 193-201	184-200 / 187-199	187-199 / 192-199	187-202 / 190-201	190-201 / 195-201	205-222 / 208-221	208-221 / 213-221	208-224 / 211-223	211-223 / 216-223
	Combined	(g/km)	159-182 / 165-186	181-195 / 185-198	181-195 / 185-198	185-198 / 190-198	183-199 / 187-199	187-199 / 192-199	187-202 / 191-203	191-203 / 196-203	208-224 / 212-225	212-225 / 217-225	210-225 / 214-226	214-226 / 219-226
FUEL ECONOMY														
Fuel tank capacity - useable litres			65		65		65		65		67		67	
Diesel Exhaust Fluid (DEF) - useable litres			17		17		17		17		-		-	

Class A (17", 18" and 20" wheels and 19" wheels with summer tyres)
Class B (19" wheels with all season tyres and 21" wheels)

*The figures provided are NEDC2 calculated from official manufacturer's WLTP tests in accordance with EU legislation. For comparison purposes only. Real-world figures may differ. CO₂ and fuel economy figures may vary according to wheel fitment and optional extras fitted. NEDC2 are figures calculated using a Government formula from WLTP figures equivalent to what they would have been under the old NEDC test. The correct tax treatment can then be applied. **WLTP is the new official EU test used to calculate standardised fuel consumption and CO₂ figures for passenger cars. It measures fuel, energy consumption, range and emissions. This is designed to provide figures closer to real-world driving behaviour. It tests vehicles with optional equipment and with a more demanding test procedure and driving profile. [†]TEL (Test Energy Low) and TEH (Test Energy High) figures are shown as a range under WLTP testing measures. TEL refers to the lowest/most economical figures (with the lightest set of options). TEH refers to the highest/least economical figures (with the heaviest set of options). WLTP legislation dictates that where there is <5g CO₂ variance between TEL and TEH, only the TEH is declared.

TECHNICAL SPECIFICATION

PERFORMANCE	DIESEL				PETROL	
	D150	D180	D240	P200	P250	
Seating	5 / 5 + 2	5 / 5 + 2	5 / 5 + 2	5 / 5 + 2	5 / 5 + 2	
Acceleration (secs) 0-100 km/h (0-60mph)	11,1 / 11,4 (10,5 / 10,8)	11,4 / 11,8 (10,7 / 11,1)	9,7 / 10,1 (9,1 / 9,4)	7,7 / 7,9 (7,2 / 7,4)	9,0 / 9,2 (8,5 / 8,6)	7,6 / 7,8 (7,1 / 7,3)
Maximum speed km/h (mph)	194 / 193 (121 / 120)	190 / 188 (118 / 117)	202 / 201 (126 / 125)	220 / 219 (137 / 136)	207 / 206 (129 / 128)	225* / 224* (140* / 139*)
BRAKES						
Front type	Single piston, sliding caliper. Lightweight discs	Single piston, sliding caliper. Lightweight discs	Single piston, sliding caliper. Lightweight discs	Opposed piston caliper. Lightweight discs	Single piston, sliding caliper. Lightweight discs	Opposed piston caliper. Lightweight discs
Front diameter (mm)	325 (17" wheels) 349 (18"- 20" wheels)	325 (17" wheels) 349 (18"- 20" wheels)	325 (17" wheels) 349 (18"- 21" wheels)	349	325 (17" wheels) 349 (18"- 21" wheels)	349
Rear type	Single piston, sliding caliper. Lightweight discs	Single piston, sliding caliper. Lightweight discs	Single piston, sliding caliper. Lightweight discs	Single piston, sliding caliper. Lightweight discs	Single piston, sliding caliper. Lightweight discs	Single piston, sliding caliper. Lightweight discs
Rear diameter (mm)	300 / 325	300 / 325	300 / 325	325	300 / 325	300 / 325
Park brake diameter (mm)	300 / 325	300 / 325	300 / 325	325	300 / 325	300 / 325
WEIGHTS (kg)**						
Seating	5 / 5 + 2	5 / 5 + 2	5 / 5 + 2	5 / 5 + 2	5 / 5 + 2	5 / 5 + 2
Unladen weight (EU)†	1.844 / 1.926	1.948 / 2.028	1.948 / 2.028	2.009 / 2.090	1.901 / 1.979	1.939 / 2.017
Unladen weight (DIN)††	1.769 / 1.851	1.873 / 1.953	1.873 / 1.953	1.934 / 2.015	1.826 / 1.904	1.864 / 1.942
Gross Vehicle Weight (GVW)	2.440 / 2.640	2.590 / 2.750	2.590 / 2.750	2.620 / 2.750	2.550 / 2.700	2.550 / 2.700
TOWING (kg)						
Seating	5 / 5 + 2	5 / 5 + 2	5 / 5 + 2	5 / 5 + 2	5 / 5 + 2	5 / 5 + 2
Unbraked trailer	750	750	750	750	750	750
Maximum towing	Up to 1.800 / Up to 1.800	Up to 2.200 / Up to 2.200	Up to 2.500 / Up to 2.200	Up to 2.500 / Up to 2.200	Up to 2.000 / Up to 2.000	Up to 2.000 / Up to 2.000
Maximum coupling point (nose weight)	100	100	100	100	100	100
Maximum vehicle and trailer combination	4.240 / 4.440	4.790 / 4.950	5.090 / 4.950	5.120 / 4.950	4.550 / 4.700	4.550 / 4.700
ROOF CARRYING (kg)						
Maximum roof load (including cross bars)‡	75	75	75	75	75	75

*If vehicle is fitted with 18" wheels the top speed will be 221 km/h (137mph). **Weights reflect vehicles to standard specifications. Optional extras increase weight. †Includes a 75kg driver, full fluids and 90% fuel.

††Includes full fluids and 90% fuel. ‡Roof carrying load reduced to 60kg when Summer Tyres are fitted.

DIMENSIONS AND CAPABILITIES



Wheelbase 2.741mm



Length behind second row 967mm

Loadspace width 1.323mm

Length behind first row 1.824mm

Overall length 4.597mm



Standard Ride Height

with roof antenna 1.727mm

Headroom

Maximum front/rear headroom with standard roof 1.003mm / 984mm

Maximum front/rear headroom with panoramic roof 1.049mm / 1.013mm

Legroom

Maximum front legroom 993mm

Maximum rear legroom second row 968mm

Maximum rear legroom third row 655mm

Loadspace Capacity

Height 757mm, Width 1.323mm

Loadspace width between arches 1.107mm

5 seats

Maximum loadspace volume behind first row

Dry* 1.574 litres, Wet* 1.794 litres

Maximum loadspace volume behind second row

Dry* 963 litres, Wet* 1.179 litres

5 + 2 seats

Maximum loadspace volume behind first row

Dry* 1.451 litres, Wet* 1.651 litres

Maximum loadspace volume behind second row

Dry* 840 litres, Wet* 1.036 litres

Maximum loadspace volume behind third row

Dry* 115 litres, Wet* 157 litres

Obstacle Clearance

Off-road ride height (5 seat / 5 + 2 seat) 172mm / 167mm

Standard ride height 212mm

Turning Circle

Kerb-to-kerb 11,8m

Wall-to-wall 12,14m

Turns lock-to-lock 2,31

Wading Depth

Maximum wading depth 600mm

Width 2.069mm mirrors folded
Width 2.173mm mirrors out



Front wheel track
1625.2mm** - 1635.6mm

Height
1.727mm



Rear wheel track
1623.0mm - 1642.7mm*



	A	B	C
Off-road**	Approach Angle 25,0° (22,8°)	Ramp Angle 20,6°	Departure Angle 30,2° (28,2°)
Standard	22,9°	17,7°	28,3°



*Dry: volume as measured with VDA-compliant solid blocks (200mm x 50mm x 100mm). Wet: volume as measured by simulating the loadspace filled with liquid. Figures are representative of seats fully forward and not tilted.
**Front wheel track for D240 and P250 engines will be 1625.6mm - 1635.6mm. *Rear wheel track for D150 engines will be 1623.0mm - 1642.2mm. ††Figures in brackets are representative of R-Dynamic vehicles only.